



LIGHT DUTY

www.atlashandlinguk.co.uk
01527 501 148



FURNITURE

SERIES: TW/TWB/TWCC

BRACKET: **PLASTIC**
 WHEEL: **TWIN BLACK NYLON**
 BEARING: **PLAIN**



TW/TWB							
TW-40	40	10/10	40	8	40	46	40
TW-50	50	11/11	47	8	50	54	50
TW-60	60	13/13	52	9	55	65	60
TWB-40	40	10/10	40	8	40	46	40
TWB-50	50	11/11	47	8	50	54	50
TWB-60	60	13/13	52	9	55	65	60



TW/TWB							
TW-75	75	14	68	10	62	84	100
TWB-75	75	14	68	10	62	84	100
TW-100	100	16	72	11	92	102	100
TWB-100	100	16	72	11	92	102	100

FITTINGS

	PLATE CODE	CASTOR SIZES	PLATE	HOLE CENTRE	HOLE DIAMETER
	T1	40 & 50	38x38	25.4x25.4	5.2
	T2	75	55x65	41x51	6.5
	T3	100	55x65	41x51	8

	FRICTION STEM CODE	CASTOR SIZES (mm)	FRICTION
	FS1 + Required length	40/50	11x22

	THREAD STEM CODE	CASTOR SIZES (mm)	THREAD X LENGTH
	TS1 + Thread x length	40/50	8x15 / 10x15 / 10x25
	TS2 + Thread x length	60	8x15 / 10x20
	TS3 + Thread x length	75	12x25
	TS4 + Thread x length	100	12x25

	WOOD SOCKET / STEM CODE	CASTOR SIZES (mm)	WOOD SOCKET / STEM
	WS1	40 & 50	9x29 / 8x38



TWCC CHAIR CASTOR				STEM			
CTW-50	50	11/11	54	11x22	50	57	50



				STEM			
PUCTW-50	50	11/11	45	11x22	50	59	50

LIGHT

GENERAL PURPOSE

SERIES: AGSR/AGBPVC/AGPP

BRACKET: **PRESSED STEEL**
 WHEEL: **SOLID RUBBER**
 ON **PLASTIC CENTRE**
 BEARING: **PLAIN**



LIGHT



AGSR									
SWIVEL									
50AG4SR	50	20		60x48	46x35	6.3	28.5	64	30



AGSR									
FIXED									
50AG8SR	50	20		60x41	45x25	6.3		64	30



AGSR									
BRAKED									
50AG4SRBK	50	20		60x48	46x35	6.3	28.5	64	30



AGBPVC									
SWIVEL									
50AG4BPVC	50	20		66x50	53x23	6.3	23	62	30



AGBPVC									
FIXED									
50AG8BPVC	50	20		66x40	53x23	6.3		62	30



AGBPVC									
BRAKED									
50AG4BPVCBK	50	20		66x50	53x23	6.3	23	62	30



AGPP									
SWIVEL									
50AG4PP	50	20		66x50	53x23	6.3	23	62	30



AGBPVC									
FIXED									
50AG8PP	50	20		66x40	53x23	6.3		62	30



AGBPVC									
BRAKED									
50AG4PPBK	50	20		66x50	53x23	6.3	23	62	30



GENERAL PURPOSE

SERIES: **AGBPU**

BRACKET: **PRESSED STEEL**
 WHEEL: **POLYURETHANE ON NYLON**
 BEARING: **BALL BEARING**



AGBPU SWIVEL									
50AG4BPUBJ	50	25		70x51	53x35	8	23	73	50



AGBPU FIXED									
50AG8BPUBJ	50	25		70x55	53x35	8		73	50



AGBPU SWIVEL BRAKED									
50AG4BPUBJSWB	50	25		70x51	53x35	8	23	73	50



AGBPU BOLTHOLE									
50GYBH10BPNBJ	50	24				6	23	71	50



AGBPU BOLTHOLE BRAKED									
50GYBH10BPNBJSWB	50	24				6	23	71	50



AGBPU THREADED STEM SWIVEL									
50GYTSMBPNBJ	50	24				M10 X 30	23	71	50



AGBPU THREADED STEM SWIVEL BRAKED									
50GYTSMBPNBJSWB	50	24				M10 X 30	23	71	50

LIGHT

GENERAL PURPOSE

SERIES: AGRPU

BRACKET: **PRESSED STEEL**
 WHEEL: **POLYURETHANE ON NYLON**
 BEARING: **BALL BEARING**



LIGHT



AGRP SWIVEL										
50AG4RPUBJ	50	25		70x51	53x35	8	23	74	50	




AGRP FIXED									
50AG8RPUBJ	50	25		70x55	53x35	8		74	50



AGRP SWIVEL BRAKED									
50AG4RPUBJSWB	50	25		70x51	53x35	8	23	74	50



AGRP BOLTHOLE									
50GYBH10RPNB	50	24				11	23	71	40



AGRP BOLTHOLE BRAKED									
50GYBH10RPNBJSWB	50	24				11	23	71	50



AGRP THREADED STEM SWIVEL									
50GYTSMRPNB	50	24				M10 X 30	23	71	50



AGRP THREADED STEM SWIVEL BRAKED									
50GYTSMRPNBJSWB	50	24				M10 X 30	23	71	50



GENERAL PURPOSE

SERIES: AGBE PVC

BRACKET: **PRESSED STEEL**
 WHEEL: **POLYURETHANE ON NYLON**
 BEARING: **BALL BEARING**



AGBE PVC

SWIVEL

50AG4BE PVCBJ



50

17

17

50x50

36x36

6.3

23

68

50



AGBE PVC

FIXED

50AG8BE PVCBJ



50

17

17

65x48

54x33

6.3

68

50



AGBE PVC

SWIVEL BRAKED

50AG4BE PVCBJSWB



50

17

17

50x50

36x36

6.3

23

68

50



AGBE PVC

BOLT HOLE

50AGBH10BE PVCBJ



50

17

17

10

23

68

50



AGBE PVC

BOLT HOLE BRAKED

50AGBH10BE PVCBJSWB



50

17

17

10

23

68

50

LIGHT

GENERAL PURPOSE

SERIES: GYPP

BRACKET: **PRESSED STEEL**
 WHEEL: **WHITE POLYPROPYLENE**
 BEARING: **DOUBLE BALL BEARING**



LIGHT



GYPP SWIVEL									
75GY4PPBJ	75	32		93x62	72x45	8.5		105	80
100GY4PPBJ	100	32		93x62	72x45	8.5		130	90
125GY4PPBJ	125	32		93x62	72x45	8.5		155	100



GYPP FIXED									
75GY8PPBJ	75	32		93x62	72x45	8.5		105	80
100Y8PPBJ	100	32		93x62	72x45	8.5		130	90
125GY4PPBJ	125	32		93x62	72x45	8.5		155	100



GYPP SWIVEL BRAKED									
75GY4PPBJSWB	75	32		93x62	72x45	8.5		105	80
100GY4PPBJSWB	100	32		93x62	72x45	8.5		130	90
125GY4PPBJSWB	125	32		93x62	72x45	8.5		155	100



GENERAL PURPOSE

SERIES: GYPXB

BRACKET: **PRESSED STEEL**
 WHEEL: **POLY NYLON**
 BEARING: **DOUBLE BALL BEARING**



GYPXB SWIVEL									
75GY4PXB	75	32		93x62	72x45	8.5		105	80
100GY4PXB	100	32		93x62	72x45	8.5		130	90
125GY4PXB	125	32		93x62	72x45	8.5		155	100



GYPXB FIXED									
75GY8PXB	75	32		93x62	72x45	8.5		105	80
100GY8PXB	100	32		93x62	72x45	8.5		130	90
125GY8PXB	125	32		93x62	72x45	8.5		155	100



GYPXB SWIVEL BRAKED									
75GY4PXBJSWB	75	32		93x62	72x45	8.5		105	80
100GY4PXBJSWB	100	32		93x62	72x45	8.5		130	90
125GY4PXBJSWB	125	32		93x62	72x45	8.5		155	100

LIGHT

GENERAL PURPOSE

SERIES: GYPN

BRACKET: **PRESSED STEEL**

WHEEL: **POLY NYLON**

BEARING: **DOUBLE BALL BEARING**



LIGHT



GYPBX SWIVEL										
75GY4PNBJ	75	32		93x62	72x45	8.5			105	80
100GY4PNBJ	100	32		93x62	72x45	8.5			130	90
125GY4PNBJ	125	32		93x62	72x45	8.5			155	100



GYPBX FIXED									
75GY8PNBJ	75	32		93x62	72x45	8.5		105	80
100GY8PNBJ	100	32		93x62	72x45	8.5		130	90
125GY8PNBJ	125	32		93x62	72x45	8.5		155	100



GYPBX SWIVEL BRAKED									
75GY4PNBJSWB	75	32		93x62	72x45	8.5		105	80
100GY4PNBJSWB	100	32		93x62	72x45	8.5		130	90
125GY4PNBJSWB	125	32		93x62	72x45	8.5		155	100


GENERAL PURPOSE

SERIES: GYBSB

BRACKET: **PLASTIC**
 WHEEL: **RUBBER AND STEEL CORE**
 BEARING: **ROLLER BEARING**



GYBSB SWIVEL									
100GY4BSB	100	27		100x80	80x60	9		128	60



GYBSB FIXED									
100GY8BSB	100	27		100x80	80x60	9		128	60



GYBSB SWIVEL BRAKED									
100GY4BSB SWB	100	27		100x80	80x60	9		128	60



GYBSB BOLT HOLE									
100GYBH12BSB	100	27					12	128	60



GYBSB BOLT HOLE BRAKED									
100GYBH12BSB SWB	100	27					12	128	60

LIGHT

GENERAL PURPOSE

SERIES: GYBNBJ

BRACKET: **PRESSED STEEL**
 WHEEL: **ELASTIC RUBBER**
 BEARING: **ROLLER**



LIGHT



GYBNBJ
SWIVEL

100AG4BNBJ



100



33



100x80



80x60



9



128



100



GYBNBJ
FIXED

100AG8BNBJ



100



33



100x80



80x60



9



128



100



GYBNBJ
SWIVEL BRAKED

100AG4BNBJSWB



100



33



100x80



80x60



9



128



100



GYBNBJ
BOLT HOLE

100AGBH12BNBJ



100



33



100x80



80x60



13



128



100



GYBNBJ
BOLT HOLE BRAKED

100AGBH12BNBJSWB



100



33



100x80



80x60



13



128



100

APPARATUS

SERIES: DTPTR

BRACKET: **PLASTIC**
 WHEEL: **SYNTHETIC NON-MARKING**
 BEARING: **BALL BEARING**



DTPTR SWIVEL										
75DP4TPR	75	32			93x64	75x45	8.5	40	124	75
100DP4TPR	100	32			93x64	75x45	8.5	34	148	85
125DP4TPR	125	32			93x64	75x45	8.5	34	174	100
150DP4TPR	150	32			93x64	75x45	8.5	34	198	110



DTPTR SWIVEL BRAKED										
75DP4TPRSWB	75	32			93x64	75x45	8.5	40	124	75
100DP4TPRSWB	100	32			93x64	75x45	8.5	34	148	85
125DP4TPRSWB	125	32			93x64	75x45	8.5	34	174	100
150DP4TPRSWB	150	32			93x64	75x45	8.5	34	198	110



DTPTR SWIVEL DIRECTIONAL LOCK										
75DP4TPRDL	75	32			93x64	75x45	8.5	40	124	75
100DP4TPRDL	100	32			93x64	75x45	8.5	34	148	85
125DP4TPRDL	125	32			93x64	75x45	8.5	34	174	100
150DP4TPRDL	150	32			93x64	75x45	8.5	34	198	110



DTPTR SWIVEL THREADED STEM											
75DPTSM12TPR	75	32						M12x20	40	118	75
100DPTSM12TPR	100	32						M12x20	34	142	85
125DPTSM12TPR	125	32						M12x20	34	168	100
150DPTSM12TPR	150	32						M12x20	34	192	110



DTPTR BRAKED THREADED STEM											
75DPTSM12TPRSWB	75	32						M12x20	40	118	75
100DPTSM12TPRSWB	100	32						M12x20	34	142	85
125DPTSM12TPRSWB	125	32						M12x20	34	168	100
150DPTSM12TPRSWB	150	32						M12x20	34	192	110



DTPTR DIRECTIONAL THREADED STEM											
75DPTSM12TPRDL	75	32						M12x20	40	118	75
100DPTSM12TPRDL	100	32						M12x20	34	142	85
125DPTSM12TPRDL	125	32						M12x20	34	168	100
150DPTSM12TPRDL	150	32						M12x20	34	192	110

LIGHT





















































APPARATUS

SERIES: DRLTPR

BRACKET: **PRESSED STEEL**
 WHEEL: **SYNTHETIC NON-MARKING**
GREY RUBBER ON PLASTIC CENTRE
 BEARING: **PLAIN**



LIGHT

	DRLTPR SWIVEL									
	50DRL4TPR	50	20		50x50	35x35	6.3	25	73	40
	75DRL4TPR	75	23		60x60	43x43	6.3	32	100	50
	100DRL4TPR	100	27		75x75	57x57	8.3	38	130	75
	125DRL4TPR	125	27		75x75	57x57	8.3	40	153	90
	DRLTPR BRAKED									
	50DRL4TPRSWB	50	20		50x50	35x35	6.3	25	73	40
	75DRL4TPRSWB	75	23		60x60	43x43	6.3	32	100	50
	100DRL4TPRSWB	100	27		75x75	57x57	8.3	38	130	75
	125DRL4TPRSWB	125	27		75x75	57x57	8.3	40	153	90
	DRLTPR BOLT HOLE									
	50DRLBH10TPR	50	20				10.5	25	71	40
	75DRLBH10TPR	75	23				10.5	32	95	50
	100DRLBH12TPR	100	27				12.2	38	128	75
	125DRLBH12TPR	125	27				12.2	38	150	90
	DRLTPR BOLT HOLE BRAKED									
	50DRLBH10TPRSWB	50	20				10.5	25	71	40
	75DRLBH10TPRSWB	75	23				10.5	32	95	50
	100DRLBH12TPRSWB	100	27				12.2	38	128	75
	125DRLBH12TPRSWB	125	27				12.2	38	150	90

APPARATUS

SERIES: DRLTPRAZ

BRACKET: **PRESSED STEEL**
 WHEEL: **SYNTHETIC NON-MARKING**
ANTISTATIC GREY RUBBER
ON PLASTIC CENTRE
 BEARING: **PLAIN**



DRLTPRAZ SWIVEL											
50DRL4TPRAZ	50	20			50x50	35x35	6.3	25	73	40	40
75DRL4TPRAZ	75	23			60x60	43x43	6.3	32	100	50	50
100DRL4TPRAZ	100	27			75x75	57x57	8.3	38	130	75	75
125DRL4TPRAZ	125	27			75x75	57x57	8.3	40	153	90	90



DRLTPRAZ BRAKED											
50DRL4TPRSWBAZ	50	20			50x50	35x35	6.3	25	73	40	40
75DRL4TPRSWBAZ	75	23			60x60	43x43	6.3	32	100	50	50
100DRL4TPRSWBAZ	100	27			75x75	57x57	8.3	38	130	75	75
125DRL4TPRSWBAZ	125	27			75x75	57x57	8.3	40	153	90	90



DRLTPRAZ BOLT HOLE											
50DRLBH10TPRAZ	50	20						10.5	25	71	40
75DRLBH10TPRAZ	75	23						10.5	32	95	50
100DRLBH12TPRAZ	100	27						12.2	38	128	75
125DRLBH12TPRAZ	125	27						12.2	38	150	90



DRLTPRAZ BOLT HOLE BRAKED											
50DRLBH10TPRSWBAZ	50	20						10.5	25	71	40
75DRLBH10TPRSWBAZ	75	23						10.5	32	95	50
100DRLBH12TPRSWBAZ	100	27						12.2	38	128	75
125DRLBH12TPRSWBAZ	125	27						12.2	38	150	90

LIGHT

APPARATUS

SERIES: DRLGRG

BRACKET: **PRESSED STEEL**
 WHEEL: **GREY NON-MARKING**
RUBBER ON PLASTIC CENTRE
 BEARING: **PLAIN**



LIGHT



DRLGRG

SWIVEL

50DRL4GRG	50	17		50x50	35x35	6.3	25	73	40	40
75DRL4GRG	75	21		60x60	43x43	6.3	32	100	50	50
100DRL4GRG	100	27		75x75	57x57	8.3	38	130	80	80
125DRL4GRG	125	27		75x75	57x57	8.3	40	153	100	100



DRLGRG

BRAKED


50DRL4GRGSWB	50	17		50x50	35x35	6.3	25	73	40	40
75DRL4GRGSWB	75	21		60x60	43x43	6.3	32	100	50	50
100DRL4GRGSWB	100	27		75x75	57x57	8.3	38	130	80	80
125DRL4GRGSWB	125	27		75x75	57x57	8.3	40	153	100	100



DRLGRG

BOLT HOLE

50DRLBH10GRG	50	17				10.5	25	71	40	40
75DRLBH10GRG	75	21				10.5	32	95	50	50
100DRLBH12GRG	100	27				12.2	38	128	80	80
125DRLBH12GRG	125	27				12.2	40	150	100	100



DRLGRG

BOLT HOLE BRAKED

50DRLBH10GRGSWB	50	17				10.5	25	71	40	40
75DRLBH10GRGSWB	75	21				10.5	32	95	50	50
100DRLBH12GRGSWB	100	27				12.2	38	128	80	80
125DRLBH12GRGSWB	125	27				12.2	40	150	100	100

EXPANDERS



APPARATUS

SERIES: GDGRG

BRACKET: **PRESSED STEEL**
 WHEEL: **SYNTHETIC NON-MARKING**
 GREY RUBBER ON PLASTIC CENTRE
 BEARING: **PLAIN**



GDGRG SWIVEL										
50GD4GRG	50	17		50x50	35x35	6.5	28	72	40	40
75GD4GRG	75	24		65x65	45x45	8.5	35	103	50	50
100GD4GRG	100	24		65x65	45x45	8.5	39	124	80	80



GDGRG FIXED									
50GD8GRG	50	17		50x50	35x35	6.5	72	40	40
75GD8GRG	75	24		65x65	45x45	8.5	103	50	50
100GD8GRG	100	24		65x65	45x45	8.5	124	80	80



GDGRG BRAKED									
50GD4GRGSWB	50	17		50x50	35x35	6.5	28	72	40
75GD4GRGSWB	75	24		65x65	45x45	8.5	35	103	50
100GD4GRGSWB	100	24		65x65	45x45	8.5	39	124	80



GDGRG BOLT HOLE									
50GDBH10GRG	50	17				10.5	28	70	40
75GDBH10GRG	75	24				10.5	39	100	50
100GDBH10GRG	100	24				10.5	35	121	80



GDGRG BOLT HOLE BRAKED									
50GDBH10GRGSWB	50	17				10.5	28	70	40
75GDBH10GRGSWB	75	24				10.5	39	100	50
100GDBH10GRGSWB	100	24				10.5	35	121	80

EXPANDERS



LIGHT

APPARATUS

SERIES: LWATPR

BRACKET: **PRESSED STEEL**
 WHEEL: **SYNTHETIC NON-MARKING**
GREY RUBBER ON PLASTIC CENTRE
 BEARING: **PLAIN**



LIGHT



LWATPR SWIVEL										
100LWA4TPR	100	32		67x77	51.5x61.5	8.5	38	135	90	
125LWA4TPR	125	32		67x77	51.5x61.5	8.5	41	160	110	
150LWA4TPR	150	32		67x77	51.5x61.5	8.5	45	184.5	130	



LWATPR BRAKED										
100LWA4TPRSWB	100	32		67x77	51.5x61.5	8.5	38	135	90	
125LWA4TPRSWB	125	32		67x77	51.5x61.5	8.5	41	160	110	
150LWA4TPRSWB	150	32		67x77	51.5x61.5	8.5	45	184.5	130	



LWATPR BOLT HOLE									
100LWABH12TPR	100	32				12.5	38	135	90
125LWABH12TPR	125	32				12.5	41	160	110
150LWABH12TPR	150	32				12.5	45	184.5	130



LWATPR BOLT HOLE BRAKED									
100LWABH12TPRSWB	100	32				12.5	38	135	90
125LWABH12TPRSWB	125	32				12.5	41	160	110
150LWABH12TPRSWB	150	32				12.5	45	184.5	130





APPARATUS

SERIES: LWATPRBJ / BOX

BRACKET: PRESSED STEEL
 WHEEL: SYNTHETIC NON-MARKING
 GREY RUBBER ON PLASTIC CENTRE
 BEARING: BALL BEARING



LWATPRBJ SWIVEL										
100LWA4TPRBIG	100	32		67x77	51.5x61.5	8.5	38	135	90	
125LWA4TPRBIG	125	32		67x77	51.5x61.5	8.5	41	160	110	
150LWA4TPRBIG	150	32		67x77	51.5x61.5	8.5	45	184.5	130	
* 100LWA4TPRBIGBOX	100	32		67x77	51.5x61.5	8.5	38	135	70	
125LWA4TPRBIGBOX	125	32		67x77	51.5x61.5	8.5	41	160	90	



LWATPRBJ BRAKED										
100LWA4TPRBIGSWB	100	32		67x77	51.5x61.5	8.5	38	135	90	
125LWA4TPRBIGSWB	125	32		67x77	51.5x61.5	8.5	41	160	110	
150LWA4TPRBIGSWB	150	32		67x77	51.5x61.5	8.5	45	184.5	130	
* 100LWA4TPRBIGSWBBOX	100	32		67x77	51.5x61.5	8.5	38	135	70	
125LWA4TPRBIGSWBBOX	125	32		67x77	51.5x61.5	8.5	41	160	90	



LWATPRBJ BOLT HOLE										
100LWABH12TPRBIG	100	32					12.5	38	135	90
125LWABH12TPRBIG	125	32					12.5	41	160	110
150LWABH12TPRBIG	150	32					12.5	45	184.5	130
* 100LWABH12TPRBIGBOX	100	32					12.5	38	135	70
125LWABH12TPRBIGBOX	125	32					12.5	41	160	90



LWATPRBJ BOLT HOLE BRAKED										
100LWABH12TPRBIGSWB	100	32					12.5	38	135	90
125LWABH12TPRBIGSWB	125	32					12.5	41	160	110
150LWABH12TPRBIGSWB	150	32					12.5	45	184.5	130
* 100LWABH12TPRBIGSWBBOX	100	32					12.5	38	135	70
125LWABH12TPRBIGSWBBOX	125	32					12.5	41	160	90

BOX CASTORS

SWIVEL	BRAKED	BOLT HOLE	BOLT HOLE BRAKED	BOX WHEEL
*	*	*	*	PAGE 106

EXPANDERS



LIGHT

APPARATUS

SERIES: DR2TPR

BRACKET: **PRESSED STEEL**
 WHEEL: **SYNTHETIC NON-MARKING**
GREY RUBBER ON PLASTIC CENTRE
 BEARING: **PLAIN**



LIGHT



DR2TPR
TWIN
SWIVEL

50DR24TPR



50



20/20



60



60x60



46x46



6.2



26



72



60



DR2TPR
TWIN
BRAKED

50DR24TPRSWB



50



20/20



60



60x60



46x46



6.2



26



72



60



DR2TPR
TWIN
BOLT HOLE

50DR2BH10TPR



50



20/20



60



10.5



26



71



60



DR2TPR
TWIN BOLT
HOLE BRAKED

50DR2BH10TPRSWB



50



20/20



60



10.5



26



71



60

EXPANDERS



APPARATUS

SERIES: DR2NY

BRACKET: **PRESSED STEEL**
 WHEEL: **NYLON**
 BEARING: **PLAIN**

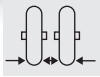


DR2NY
TWIN
SWIVEL

50DR24NY



50



17/17



60x60



46x46



6.2



26



72



72



60

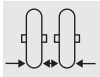


DR2NY
TWIN
BRAKED

50DR24NYSWB



50



17/17



60x60



46x46



6.2



26



72



72



60

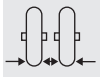


DR2NY
TWIN
BOLT HOLE

50DR2BH1ONY



50



17/17



60x60



46x46



10.5



26



72



72



60

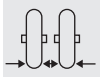


DR2NY
TWIN BOLT
HOLE BRAKED

50DR2BH1ONYSWB



50



17/17



60x60



46x46



10.5



26



72



72



60

EXPANDERS



LIGHT

APPARATUS

SERIES: DRLPP

BRACKET: **PRESSED STEEL**
 WHEEL: **POLYPROPYLENE**
 BEARING: **PLAIN**



LIGHT



DRLPP SWIVEL											KG
50DRL4PP	50	20			50x50	35x35	6.3	25	73	40	
75DRL4PP	75	21			60x60	43x43	6.3	32	100	50	
100DRL4PP	100	27			75x75	57x57	8.3	38	130	80	
125DRL4PP	125	27			75x75	57x57	8.3	40	153	100	



DRLPP BRAKED											KG
50DRL4PPSWB	50	20			50x50	35x35	6.3	25	73	40	
75DRL4PPSWB	75	21			60x60	43x43	6.3	32	100	50	
100DRL4PPSWB	100	27			75x75	57x57	8.3	38	130	80	
125DRL4PPSWB	125	27			75x75	57x57	8.3	40	153	100	



DRLPP BOLT HOLE											KG
50DRLBH10PP	50	20						10.5	25	71	40
75DRLBH10PP	75	21						10.5	32	95	50
100DRLBH12PP	100	27						12.2	38	128	80
125DRLBH12PP	125	27						12.2	40	150	100



DRLPP BOLT HOLE BRAKED											KG
50DRLBH10PPSWB	50	20						10.5	25	71	40
75DRLBH10PPSWB	75	21						10.5	32	95	50
100DRLBH12PPSWB	100	27						12.2	38	128	80
125DRLBH12PPSWB	125	27						12.2	40	150	100

BLACK WHEEL AVAILABLE

